

# 09238SB

2023/12/27

## General Specifications

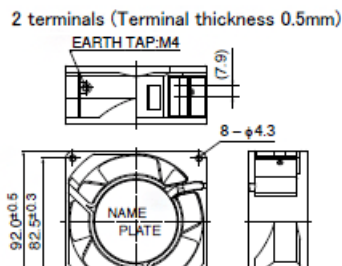


Motor Structure: Shaded Pole Induction Motor  
 Motor Protection: Impedance Protection  
 Insulation Resistance: Min 100M ohm by DC 500V Megger  
 Dielectric Withstand Voltage: AC1800V 3s  
 Allowable Ambient Temperature Range:  
 -10deg.C - +70deg.C (Operating)  
 -40deg.C - +70deg.C (Storage)  
 non-condensing environment  
 Old model name: 3615HS

## Expected Life

25deg.C 100,000 Hours \*Failure Rate 10% (L10 Life)

## Outline

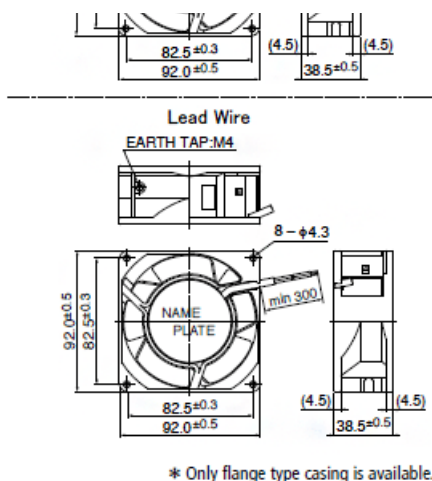


## Material

Casing: Aluminum (Black Painting)  
 Impeller: Plastic (Black) UL94V-0  
 Bearing: Ball Bearing  
 Terminal: Faston #110 or Equiv  
 \* Lead Wire type is also available.

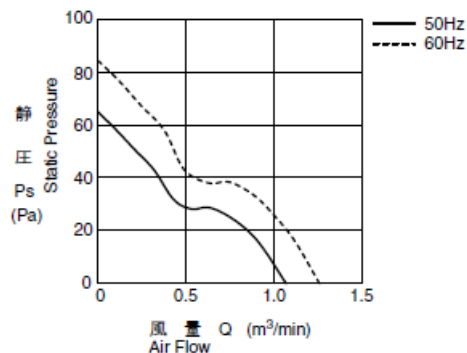
# 09238SB

2023/12/27



Lead Wire:UL3266, AWG22

## Characteristic Curves



## Specifications

Model	Product No	Nominal Voltage [V]	Frequency [Hz]	Starting Voltage [V]	Current [A]	Input Power +10%/-20% [W]
09238SB-A0L-EA-	00	100	50	65	0.150	8.0
09238SB-A0L-EA-	00	100	60	65	0.130	7.5
09238SB-A1L-EA-	00	115	50	75	0.130	8.0
09238SB-A1L-EA-	00	115	60	75	0.110	7.0
09238SB-B0L-EA-	00	200	50	130	0.080	9.0
09238SB-B0L-EA-	00	200	60	130	0.070	8.0
09238SB-B2L-EA-	00	220	50	145	0.060	7.5
09238SB-B2L-EA-	00	220	60	145	0.050	7.0
09238SB-B3L-EA-	00	230	50	175	0.060	8.0
09238SB-B3L-EA-	00	230	60	175	0.050	7.0
09238SB-B4L-EA-	00	240	50	175	0.060	8.5
09238SB-B4L-EA-	00	240	60	175	0.050	8.0

Model	Speed [min-1]	Max. Air Flow [m3/min]	Max. Air Flow [CFM]	Max. Static Pressure [In H2O]	Noise [dB]	Mass [g]

## 09238SB

2023/12/27

09238SB-A0L-EA-	2650	1.05	37.1	0.25	28.0	490
09238SB-A0L-EA-	3150	1.25	44.1	0.32	33.5	490
09238SB-A1L-EA-	2650	1.05	37.1	0.25	28.0	490
09238SB-A1L-EA-	3150	1.25	44.1	0.32	33.5	490
09238SB-B0L-EA-	2650	1.05	37.1	0.25	28.0	490
09238SB-B0L-EA-	3150	1.25	44.1	0.32	33.5	490
09238SB-B2L-EA-	2650	1.05	37.1	0.25	28.0	490
09238SB-B2L-EA-	3150	1.25	44.1	0.32	33.5	490
09238SB-B3L-EA-	2650	1.05	37.1	0.25	28.0	490
09238SB-B3L-EA-	3150	1.25	44.1	0.32	33.5	490
09238SB-B4L-EA-	2650	1.05	37.1	0.25	28.0	490
09238SB-B4L-EA-	3150	1.25	44.1	0.32	33.5	490

Rotation: Counterclockwise as seen from the label side

Airflow Outlet: Label side

\*1: Average Values in Free Air

\*2: Maximum Values in Free Air

\*3: Minimum Values in Free Air