

SPECIFICATIONS

DC Dynamic Strain Amplifier

DAS-406C

Spec. No. EN341406C-C

1/3

1. Specifications

- Measuring point 1 point per 1 set
- Applicable gage resistance 60 Ω to 1 k Ω
- Gage factor 2.00
- Bridge power supply DC2 V(DC1 V, 4 V or 10 V changeable)
with remote sensing applied.(50 mA or less)
- Balancing adjustment range
Resistance Section Approx. $\pm 1\%$
(Gage resistance 120 Ω Approx. $\pm 5\,000 \times 10^{-6}$ strain)
- Balancing adjustment method Auto balance
Auto-balancing time Approx. 1 s, Accuracy $\pm 0.1\%$ F.S.
Back-up time 24 h or more
- Sensitivity 0.5 V output at the input of 100×10^{-6} strain
(When bridge power supply is DC2 V.)
- Output MONITOR ± 10 V, ± 5 mA (Load resistance 2 k Ω or more)
OUTPUT ± 10 V, ± 30 mA (Load resistance 330 Ω or more)
Output resistance 10 Ω or less
Output capacity load 0.1 μ F or less
- Non-linearity Within $\pm 0.01\%$ F.S.
- Standard equivalent strain(CAL) Accuracy Set with digital switch ± 1 to $\pm 9\,999 \times 10^{-6}$ strain
Within $\pm 0.2\%$ F.S. for each point
- Sensitivity adjustment range(ATT) Accuracy 1, 1/2, 1/5, 1/10, 1/20, 1/50, 1/100, 0
Within $\pm 0.2\%$ F.S. for each point
GAIN volume variable range 1 to 1/2.5 times continuously variable adjustment(VAR)
- Frequency response range DC to 200 kHz +1 dB, -3 dB(with W/B filter)
- Low-pass filter 10 Hz, 100 Hz, 1 kHz, 10 kHz, W/B Third bessel type
- S/N ratio 46 dB-P(ATT=1) with W/B condition
55 dB-P with 10 Hz to 10 kHz
- Display Output voltage display 0.00 to ± 10.00
Digital display (Green LED)
Sampling rate Approx. 4 times/s
0.00 or -0.00 flashes when output voltage is in non-linearity zone
- Stability
 - Temperature efficient
 - Zero shift $\pm 1 \times 10^{-6}$ strain/ $^{\circ}$ C
 - Sensitivity variation $\pm 0.01\%$ F.S/ $^{\circ}$ C
 - Efficient due to time
 - Zero shift $\pm 5 \times 10^{-6}$ strain/8 h
 - Sensitivity variation $\pm 0.05\%$ F.F/8 h
 - Efficient due to power supply
 - Zero shift $\pm 1 \times 10^{-6}$ strain/variation of power supply voltage within $\pm 10\%$
 - Sensitivity variation $\pm 0.01\%$ F.S./variation of power supply voltage within $\pm 10\%$
- Alarm function 0.00 or -0.00 flashes when output reaches out of
warranty range of non-linearity
- Remote function Auto-balance (AUTO ZERO) • \pm CAL function

SPECIFICATIONS

DAS-406C

Spec. No. EN341406C-C

2/3

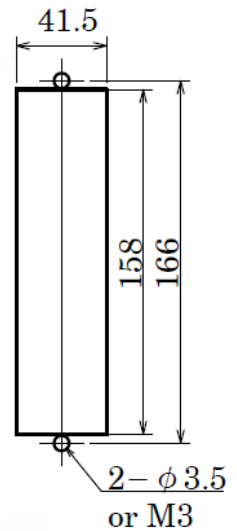
2. General specifications

- Operating temperature/humidity range
 - Temperature -10 °C to 50 °C
 - Humidity 85 %RH or less (Non condensing)
- Power supply
 - Power supply voltage AC100 V±10 V
 - Power supply frequency 50/60 Hz
 - Power consumption Approx.10 VA(at AC100 V)
- Withstand voltage AC1 500 V 1 min between power supply line and case
- Vibration resistance 29.42 m/s²{3 G}
- Outline dimensions(W×H×D) 42 mm×176 mm×284.4 mm(excluding protrusion.)
- Weight Approx.1.5 kg

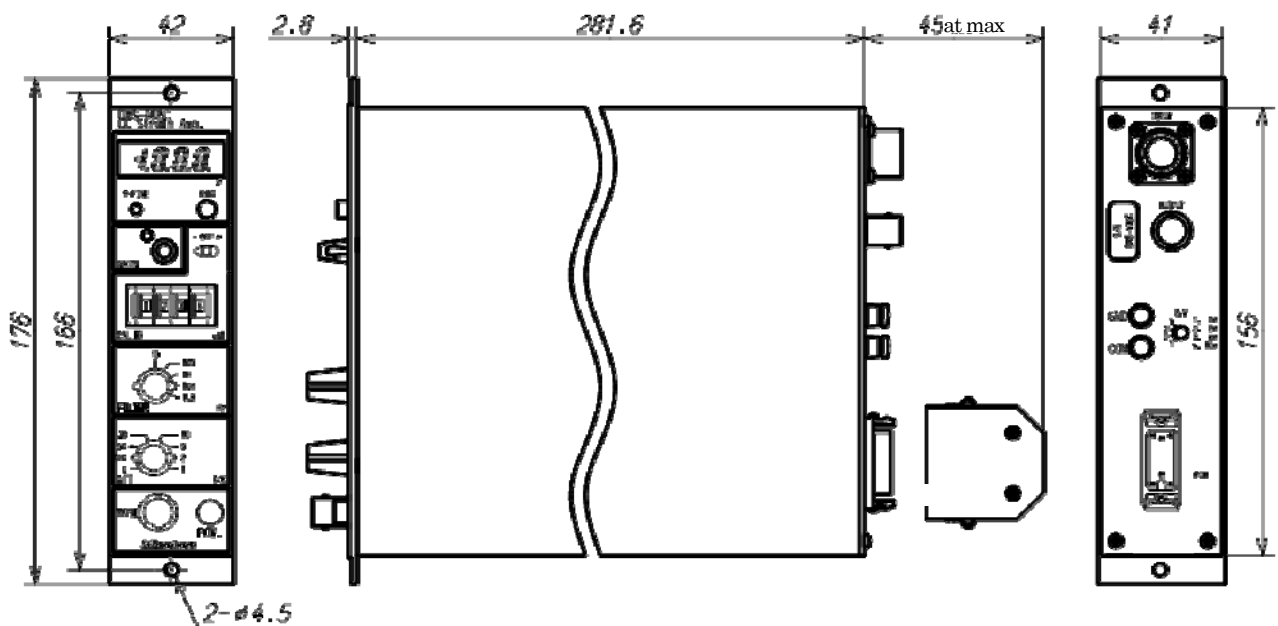
3. Accessories

- Instruction manual 1 piece
- Power cable (FA409-480-2M) 1 piece
- Fuse 1 piece
- Driver(Small) 1 piece

Panel cut size



4. Outline dimensions



Unit: mm

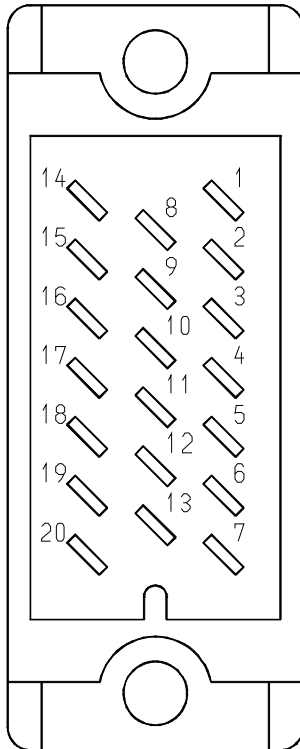
SPECIFICATIONS

DAS-406C

Spec. No. EN341406C-C

3/3

5. Connector pin configuration (View from the rear panel)



Pin No.	Function	
1	-CALIB	Input
2,3	GND	
4,5	Auto balance (AUTO ZERO)	Input
6,7	COM	
8,9	AC power supply	
12,13	AC power supply	
20	+CALIB	Input

※COM is applied for the common of -CALIB, +CALIB, Auto Balance.

※The terminals with plural pin number is short-circuited internally.

※The connector model on rear panel

Connector : MR-20MW (Made by HONDA TSUSHIN KOGYO)
 Mounting attachment : MR-R4+ (Made by HONDA TSUSHIN KOGYO)

※The connector model on attached power supply cable

Connector : MR-20F (Made by HONDA TSUSHIN KOGYO)
 Case : MR-20L+ (Made by HONDA TSUSHIN KOGYO)

※Specifications and outline dimensions and so on which have printed may subject to change for the purpose of improvement without notice.