

SPECIFICATIONS

Transmitter

1. General

This instrument is a transmitter for one pair of tie bar gages.

2. Specifications

- Bridge power supply DC8 V±0.3 V within 30 mA
- Applied transducers One pair of tie bar gage (350 Ω)
- Input range ±0.15 mV/V(±300 μST) to ±1 mV/V(±2 000 μST)
- Output voltage ±10 V
- Output load resistance 5 k Ω or more
- Zero point adjustment range
 - Course adjustment Approx.±2.5 mV/V(± 5 000 μST)
Adjustable by 16 steps rotary switch
 - Fine adjustment Approx.±1.5 mV/V (± 3 000 μST)
Adjustable by corse/fine adjustment trimmer
- Sensitivity adjustment range
 - Course adjustment Adjustable by 16 steps rotary switch
 - Fine adjustment Adjustable by trimmer
- Non-linearity 0.1 %F.S.
- CALIB 0.15 mV/V(300 μST) ± 0.01 mV/V 1 point
- Frequency response range Approx.100 Hz

3. General specifications

- Operating temperature / humidity range
 - Temperature 0 °C to 50 °C
 - Humidity 80 %RH or less (Non condensing.)
- Power supply
 - Power supply voltage DC24 V(DC18 V to DC36V)
 - Power consumption Approx.0.15 A(at DC24 V)
- Outline dimensions (W×H×D) 48 mm×96 mm×131 mm (Excluding protrusion.)
- Weight Approx. 0.5 kg

4. Standard specifications at the shipment

- Sensitivity 10 V output at the input of 0.15 mV/V (300 μST)

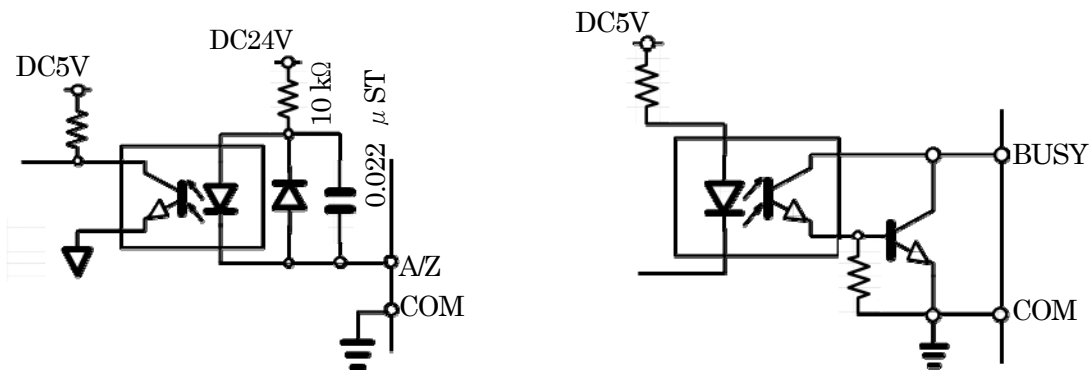
5. Accessories

- Instruction manual 1 piece

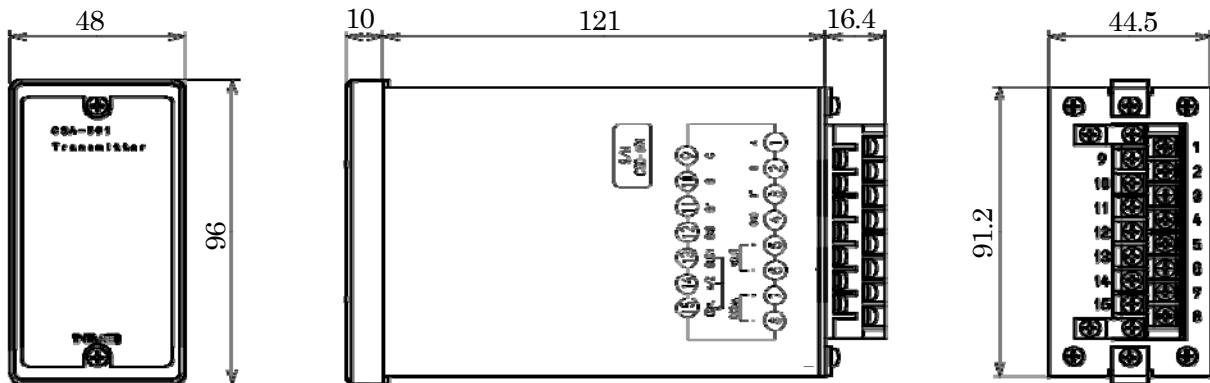
SPECIFICATIONS

6. Option (Automatic zero)

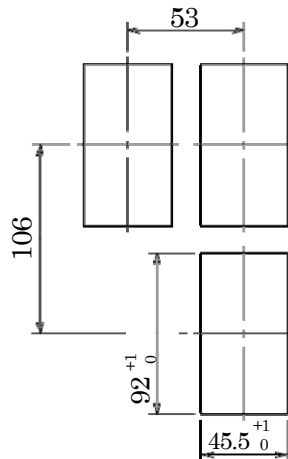
- P/No. CSA591-P99
- Auto zero range Approx. $\pm 0.5 \text{ mV/V}$ ($\pm 1000 \mu\text{ST}$)
- Auto zero required time Within approx. 1 s
- Auto zero accuracy Within $\pm 20 \text{ mV}$
- Battery backup time 5 years or more at the room temperature (using lithium battery)
- External auto zero 1 point
- BUSY output 1 point output while auto zero operation
Open collector output $V_{ce} = \text{DC}30 \text{ V}$ $I_c = \text{DC}20 \text{ mA}$
- External auto zero / BUSY output equivalent circuit



7. Outline dimensions



Panel cut size

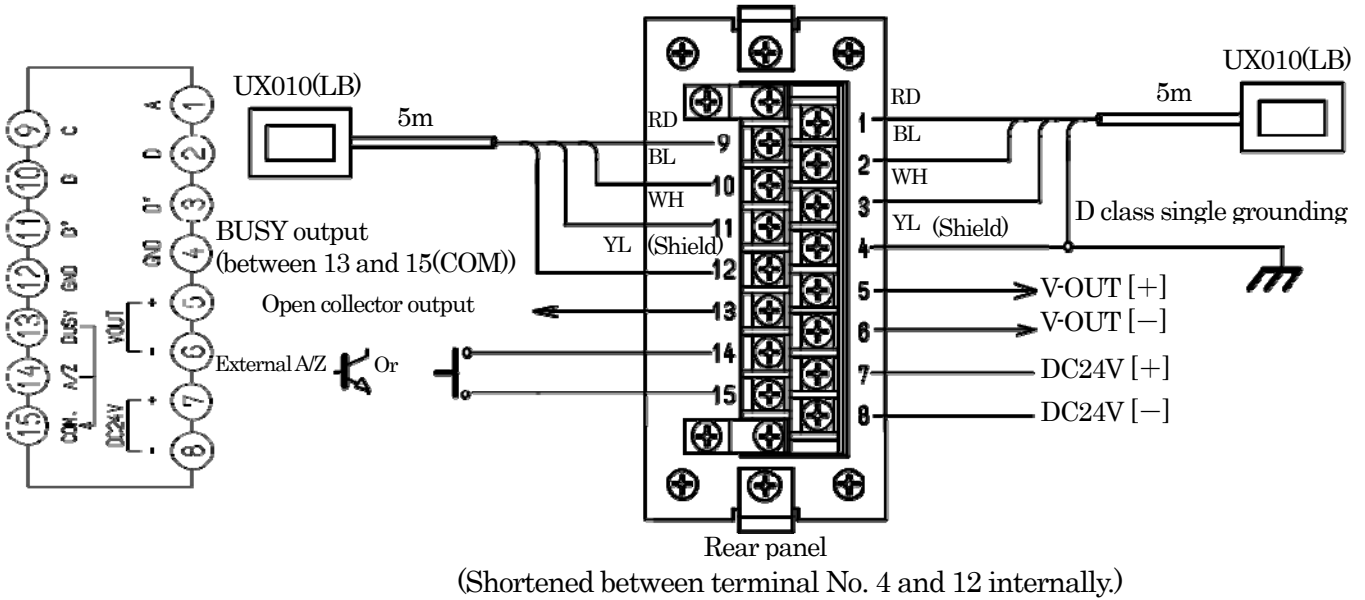


Unit: mm

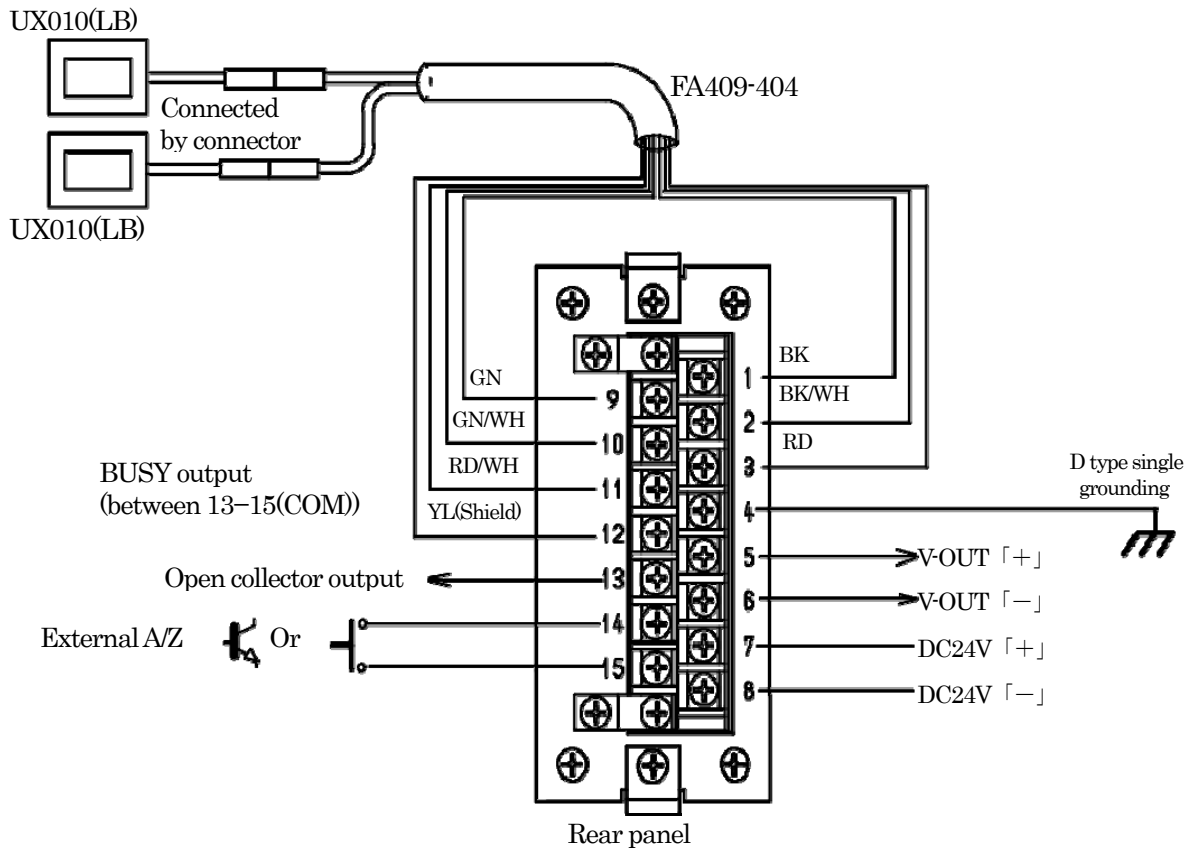
SPECIFICATIONS

8. Connection example

• When tie bar gage (UX010(LB)) is used.



• When tie bar gage and extension cable (FA409-404) are used.



Specifications and outline dimensions and so on which have printed may subject to change for the purpose of improvement without notice.