

23KM-H(56□ 1.8°)

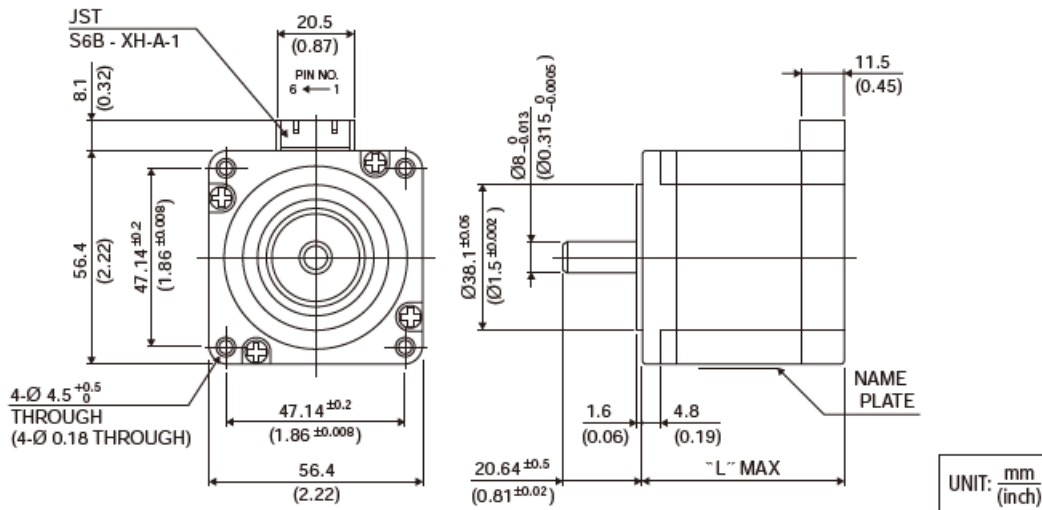
2024/02/28

Appearance



Overall View

- LEAD WIRE SIDE
- HSG : XHP-6
- PIN : SXH-001T-P0.6



Size

23KM-H(56□ 1.8°)

2024/02/28

Model	size "L" [mm]	size "L" [Inch]
23KM-H2**	43.0	1.69
23KM-H3**	51.0	2.01
23KM-H0**	55.0	2.16
23KM-H7**	77.0	3.03

Wiring Diagram

PHASE	A	A COM	A/	B	B COM	B/
PIN NO.	1	2	3	4	5	6

Specifications

Model	Outer Diameter [mm]	Step Angle [°]	Drive Sequence	Rated Current [A]	Resistance [ohms]	Holding Torque [mN · m]
23KM-H050U	56.4	1.800	UNI-POLAR	2.00	1.80	1000
23KM-H044U	56.4	1.800	UNI-POLAR	3.00	0.90	1000
23KM-H250U	56.4	1.800	UNI-POLAR	2.00	1.40	590
23KM-H244U	56.4	1.800	UNI-POLAR	3.00	0.70	590
23KM-H349U	56.4	1.800	UNI-POLAR	2.00	1.60	900
23KM-H344U	56.4	1.800	UNI-POLAR	3.00	0.80	900
23KM-H749U	56.4	1.800	UNI-POLAR	2.00	2.50	1620
23KM-H743U	56.4	1.800	UNI-POLAR	3.00	1.20	1620
23KM-H056B	56.4	1.800	BI-POLAR	2.00	1.70	1330
23KM-H049B	56.4	1.800	BI-POLAR	3.00	0.90	1330
23KM-H256B	56.4	1.800	BI-POLAR	2.00	1.30	750
23KM-H248B	56.4	1.800	BI-POLAR	3.00	0.60	750
23KM-H355B	56.4	1.800	BI-POLAR	2.00	1.50	1020

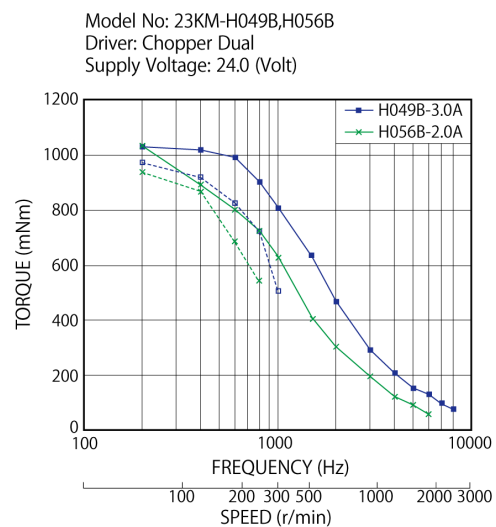
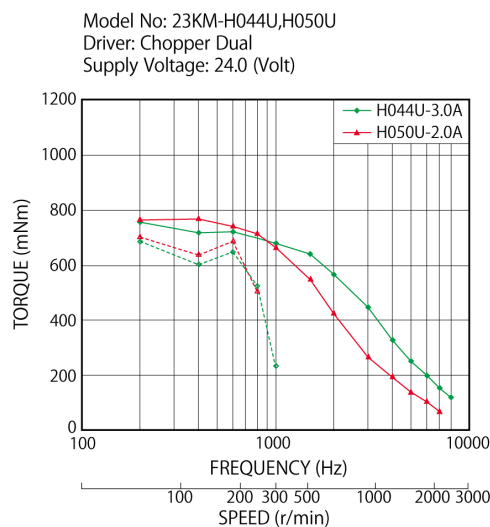
23KM-H(56□ 1.8°)

2024/02/28

23KM-H348B	56.4	1.800	BI-POLAR	3.00	0.70	1020
23KM-H755B	56.4	1.800	BI-POLAR	2.00	2.30	2200
23KM-H748B	56.4	1.800	BI-POLAR	3.00	1.20	2200

Model	Inductance [mH]	Rotor Inertia [g · cm ²]	Detent Torque [mN · m]	Mass [g]
23KM-H050U	4.2	320.0	54.0	680
23KM-H044U	1.7	320.0	54.0	680
23KM-H250U	1.8	180.0	47.0	470
23KM-H244U	0.9	180.0	47.0	470
23KM-H349U	2.6	275.0	49.0	590
23KM-H344U	1.3	275.0	49.0	590
23KM-H749U	5.3	550.0	93.0	1050
23KM-H743U	2.2	550.0	93.0	1050
23KM-H056B	7.3	320.0	54.0	680
23KM-H049B	3.7	320.0	54.0	680
23KM-H256B	3.8	180.0	47.0	470
23KM-H248B	1.7	180.0	47.0	470
23KM-H355B	5.4	275.0	49.0	590
23KM-H348B	2.6	275.0	49.0	590
23KM-H755B	10.5	550.0	93.0	1050
23KM-H748B	4.9	550.0	93.0	1050

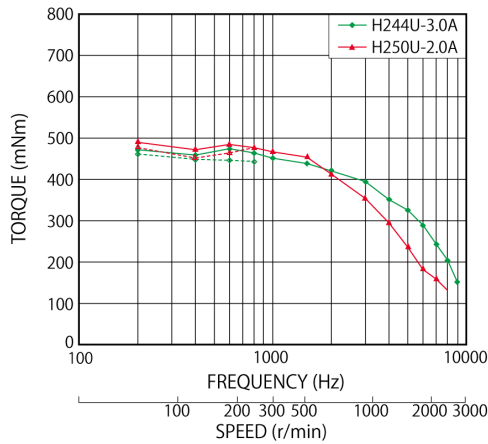
Torque/Speed Characteristics



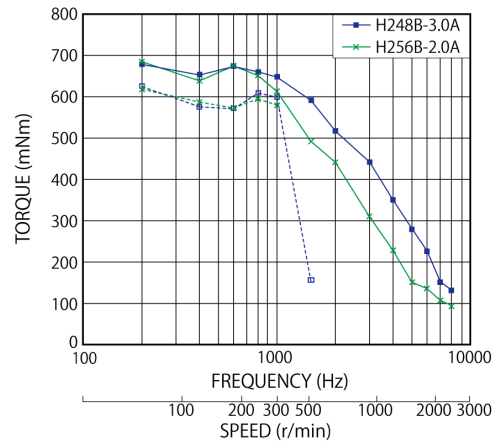
23KM-H(56□ 1.8°)

2024/02/28

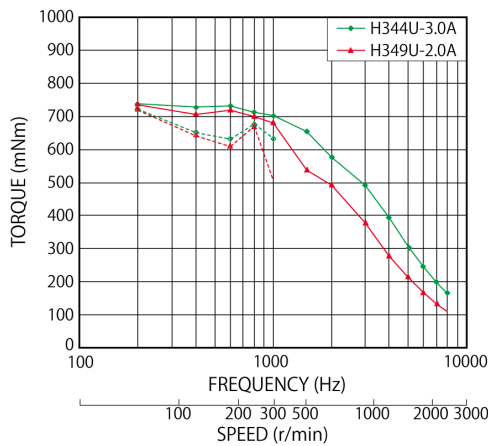
Model No: 23KM-H244U,H250U
Driver: Chopper Dual
Supply Voltage: 24.0 (Volt)



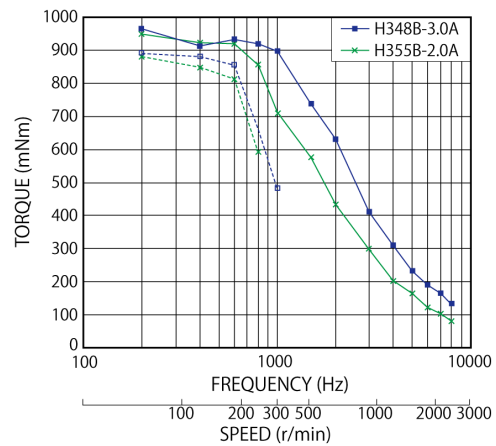
Model No: 23KM-H248B,H256B
Driver: Chopper Dual
Supply Voltage: 24.0 (Volt)



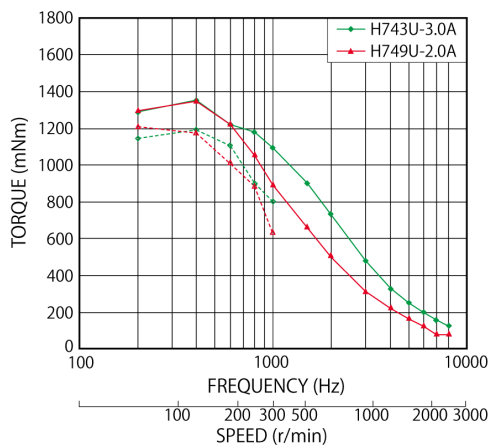
Model No: 23KM-H344U,H349U
Driver: Chopper Dual
Supply Voltage: 24.0 (Volt)



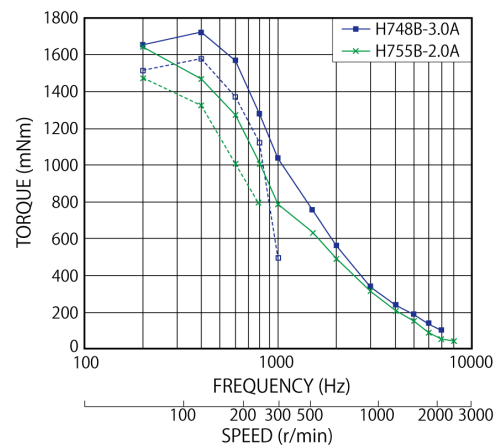
Model No: 23KM-H348B,H355B
Driver: Chopper Dual
Supply Voltage: 24.0 (Volt)



Model No: 23KM-H743U,H749
Driver: Chopper Dual
Supply Voltage: 24.0 (Volt)



Model No: 23KM-H748B,H755B
Driver: Chopper Dual
Supply Voltage: 24.0 (Volt)



— : PULL OUT
- - - : PULL IN

23KM-H(56□ 1.8°)

2024/02/28

Case Studies

We can customize to meet your various requests! [Stepping motors]